



ELKAY[®]

Model
**number
matrix**

TABLE OF CONTENTS

- EZH2O[®] Bottle Filler Models** **3**
 - Enhanced EZH2O[®] Bottle Filler - Water Cooler Combo Models 3
 - EZH2O[®] Bottle Filler - Water Cooler Combo Models 4
 - EZH2O[®] In-Wall Recessed Bottle Filler Models 5
 - Architectural Fountains with Integral EZH2O[®] Models 5
 - Architectural Fountains with EZH2O[®] Retrofit Bottle Filler 6
 - EZH2O[®] Paired with Architectural Water Cooler Models 6
 - EZH2O[®] Outdoor Tubular Bottle Fillers 7

- ADA Wall Mount Water Cooler Models** **8**
 - EZ & EMABF Family Water Cooler Models 8
 - Vandal-Resistant VRC Water Cooler Models 9

- SwirlFlo[®] and Soft Sides[®] Models** **10**
 - SwirlFlo[®] Water Cooler Models 10
 - Soft Sides[®] Water Cooler Models 11
 - SwirlFlo[®] and Soft Sides[®] Fountain Models 12

- Outdoor Fountains** **13**
 - Outdoor Tubular Fountains 13
 - Stone Outdoor Fountains 13

- Legacy Wall & Floor Mount Models** **14**

- EZH2O Liv Residential and Commercial** **15**


BASIC RULES

- **Filtered water coolers** & bottle fillers begin with an “L”.
- **Models ending in “K”** indicate a kit or (PTO pick-to-order item) which ships in multiple cartons. Exception is the EZWSRK and LZWSRK models.
- **Standard “TL” two-level design** is Left-High/Right-Low. “TLR” designs are a reverse configuration with Left-Low/Right-High. EZS & LZS style units have versatile design which allows either installation style.
- **“G” or “GRN” indicates a Green** (high-efficiency) refrigeration system.
- **Units with “F” indicating Glass Filler Prepped** require the glass filler accessory to be purchased separately and field installed. Choices are LK1110 or LK1114. Units with a back or recessed design, such as EHFSA and EFRC, use the LK109A glass filler which is factory installed.
- **BL** means Blank.

EZH20[®] BOTTLE FILLER MODELS

ENHANCED EZH20[®] BOTTLE FILLER - WATER COOLER COMBO MODELS


LZS TL 8 WS L P



| | |
|----------------------------|---|
| PACKAGING | |
| P | = One Box Packaging |
| COOLER PANEL FINISH | |
| L | = Light Gray Granite |
| S | = Stainless Steel |
| WS | |
| WS | = Water Station (Bottle Filler) |
| CHILLING CAPACITY | |
| 8 | = 8 GPH Refrigeration System |
| CONFIGURATION | |
| BL | = Single Unit |
| TL | = Two-Level Unit (Left-High/Right-Low) Versatile design |
| FAMILY | |
| LZS | = Filtered |

EZH20® BOTTLE FILLER - WATER COOLER COMBO MODELS

LZS TL 8 WS VR L 2 K



PACKAGING

K = Kit (Pick-to-order item - ships in multiple cartons)
P = One Box Packaging

ELECTRICAL SYSTEM

BL = 115V/60Hz
2 = 220V/50Hz
3 = 220V/60Hz

COOLER PANEL FINISH

L = Light Gray Granite
S = Stainless Steel
BL = Stainless Steel (VRC / LVRC models only)

BUBBLER STYLE

VR = Optional Vandal-Resistant Bubbler (Except VRC models)
BL = Standard Bubbler (VR on VRC/LVRC models; Flexi-Guard® on others)

WS

WS = Water Station (Bottle Filler)

CHILLING CAPACITY

8 = 8 GPH Refrigeration System
G8 = Green (High-efficiency) 8 GPH Refrigeration System (EZS/LZS models)
D = Non-Refrigerated Single
DD = Non-Refrigerated Two-Level

CONFIGURATION


BL = Single Unit
TL = Two-Level Unit (Left-High/Right-Low) EZS/LZS have versatile design
TLR = Reverse Two-Level Unit (Left-Low/Right-High)

FAMILY

EZS = Non-Filtered / LZS = Filtered
EMABF = Non-Filtered / LMABF = Filtered
VRC = Non-Filtered Vandal-Resistant / LVRCGRN = Filtered Vandal-Resistant
VRCGRN = Non-Filtered Green (High-efficiency) / LVRCGRN = Filtered Green

EZH2O® IN-WALL RECESSED BOTTLE FILLER MODELS

EZWS M 8 P K



PACKAGING

K = Kit (Pick-to-order item - ships in multiple cartons)

CONFIGURATION

P = For pairing with SwirlFlo® EDFPB Fountains
BL = All other applications

CHILLING OPTION

8 = 8 GPH Refrigeration System
D = Non-Refrigerated

MOUNTING


M = Mounting Frame Included
BL = Mounting Frame Not Included - Pre-order Required

BOTTLE FILLER

EZWS = Non-Filtered EZH2O®
EZWSGRN = Non-Filtered EZH2O® with Green Chiller
LZWS = Filtered EZH2O®
LZWSGRN = Filtered EZH2O® with Green Chiller

ARCHITECTURAL FOUNTAINS WITH INTEGRAL EZH2O® MODELS

EZWS- ERPBM28 K



PACKAGING

K = Kit (Pick-to-order item - ships in multiple cartons)

FAMILY


ERPBM28 = Non-Filtered SwirlFlo® 8 GPH
LRPBM28 = Filtered SwirlFlo® 8 GPH
EDFP217 = Two-Level Soft Sides® Fountain
EDFPBM117 = Two--Level SwirlFlo® Fountain

BOTTLE FILLER

EZWS = Non-Filtered EZH2O®
LZWS = Filtered EZH2O®

ARCHITECTURAL FOUNTAINS WITH EZH2O[®] RETROFIT BOTTLE FILLER

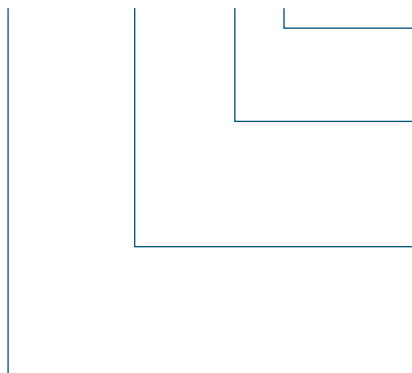
EZWS- ERPBB8- RF



| CONFIGURATION | |
|---------------|--|
| RF | = Retrofit |
| FAMILY | |
| ERPBB8 | = for Two-Level SwirlFlo [®] 8 GPH Models |
| ERFP8 | = for Two-Level Soft Sides [®] 8 GPH Models |
| BOTTLE FILLER | |
| EZWS | = Non-Filtered EZH2O [®] |
| LZWS | = Filtered EZH2O [®] |

EZH2O[®] PAIRED WITH ARCHITECTURAL WATER COOLER MODELS

EZWS- SFGRN 8 K




| PACKAGING | |
|---------------|--|
| K | = Kit (Pick-to-order item - ships in multiple cartons) |
| CONFIGURATION | |
| 8 | = Single 8 GPH |
| 28 | = Two-Level 8 GPH |
| FAMILY | |
| SFGRN | = SwirlFlo [®] Green (High-Efficiency) |
| SS | = Soft Sides [®] |
| BOTTLE FILLER | |
| EZWS | = Non-Filtered EZH2O [®] |
| LZWS | = Filtered EZH2O [®] |

EZH20® OUTDOOR TUBULAR FILLERS

(Standard ships in single carton, FR models in multiple)

LK4420BF 1U FRK BLU



| FINISH | |
|------------|--------------|
| BGE | = Beige |
| BLK | = Black |
| BLU | = Blue |
| BRN | = Brown |
| EVG | = Evergreen |
| GRY | = Gray |
| ORN | = Orange |
| PUR | = Purple |
| RED | = Red |
| TER | = Terracotta |
| WHT | = White |
| YLW | = Yellow |

| COOLER PANEL FINISH | |
|---------------------|---|
| BL | = Standard |
| FRK | = Freeze-Resistant ("K" indicates the complete model) |

| CONFIGURATION | |
|---------------|--|
| 1L | = Single Bottle Filler, Lower Height Location |
| 1M | = Single Bottle Filler, Middle Height Location |
| 1U | = Single Bottle Filler, Upper Height Location |
| DB | = Includes Pet Fountain |

| MODEL | |
|-----------------|-------------------------|
| LK4400BF | = Single Pedestal |
| LK4405BF | = Single Wall-Mount ADA |
| LK4410BF | = Single |
| LK4420BF | = Dual ADA Pedestal |
| LK4430BF | = Triple ADA Pedestal |

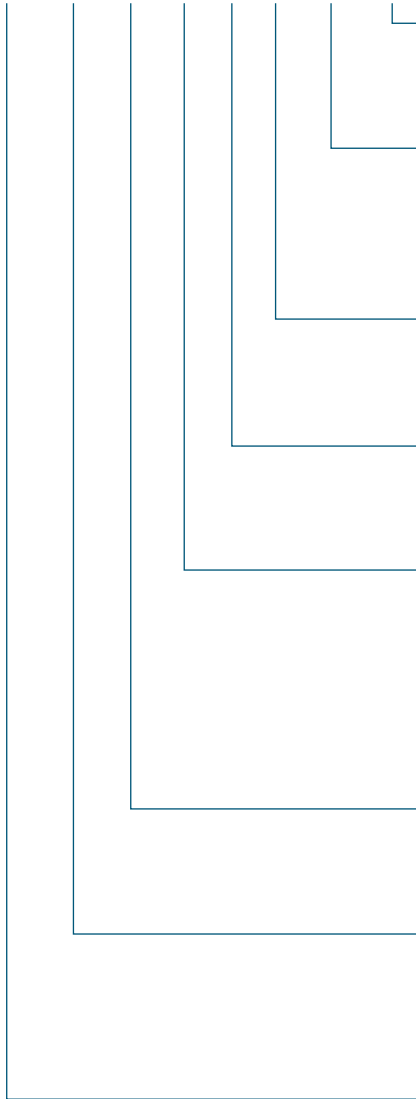
Other EZH20® Bottle Filler Models:

- **EZWSRK** = Non-Filtered Retrofit / **LZWSRK** = Filtered Retrofit (ships in single carton)
- **EZWSSM** = Non-Filtered Surface Mount / **LZWSSM** = Filtered Surface Mount
- **EMASM** = Non-Filtered Mechanical Surface Mount
- **EMASMB** = Non-Filtered Mechanical Surface Mount Battery-Powered with Visual Monitor / **LMASMB** = Filtered

ADA WALL MOUNT WATER COOLER MODELS

EZ & EMABF FAMILY WATER COOLER MODELS

LZS TL VR 8 L F 2JO C



| PACKAGING | |
|-----------|---|
| C | = Complete Two-Level Unit |
| BL | = Singles will be blank; Two-Level: one-side replacement only |

| ELECTRICAL SYSTEM | |
|-------------------|-------------|
| BL | = 115V/60Hz |
| 2JO | = 220V/50Hz |
| 3JO | = 220V/60Hz |

| GLASS FILLER POPTION | |
|----------------------|---|
| F | = Prepped for Glass Filler (Ordered Separately) |
| BL | = Not Prepped for Glass Filler |

| COOLER PANEL FINISH | |
|---------------------|----------------------|
| L | = Light Gray Granite |
| S | = Stainless Steel |

| CHILLING CAPACITY | |
|-------------------|--|
| 8 | = 8 GPH Refrigeration System |
| G8 | = Green (High-efficiency) 8 GPH Refrigeration System (EZS/LZS models only) |
| D | = Non-Refrigerated Single |
| DD | = Non-Refrigerated Two-Level |


| BUBBLER STYLE | |
|---------------|--|
| VR | = Optional Vandal-Resistant Bubbler (Except VRC models) |
| BL | = Standard Bubbler (VR on VRC/LVRC models; Flexi-Guard® on others) |

| CONFIGURATION | |
|---------------|--|
| BL | = Single Unit |
| TL | = Two-Level Unit (Left-High/Right-Low) EZS/LZS have versatile design |
| TLR | = Unidad de 2 niveles inversa (izquierda abajo/derecha arriba) |

| FAMILY | |
|---------------|--|
| EZS | = Non-Filtered / LZS = Filtered |
| EZO(S) | = Non-Filtered Sensor-Activated / LZO(S) = Filtered Sensor-Activated |
| EMABF | = Non-Filtered / LMABF = Filtered |

VANDAL-RESISTANT VRC WATER COOLER MODELS

LVRC TL SC FR 8 S F 2JO C



| PACKAGING | |
|------------------|---|
| C | = Complete Two-Level Unit |
| BL | = Singles will be blank; Two-Level: one-side replacement only |

| ELECTRICAL SYSTEM | |
|--------------------------|-------------|
| BL | = 115V/60Hz |
| 2JO | = 220V/50Hz |
| 3JO | = 220V/60Hz |

| GLASS FILLER OPTION | |
|----------------------------|---|
| F | = Prepped for Glass Filler (Ordered Separately) |
| BL | = Not Prepped for Glass Filler |

| COOLER PANEL FINISH | |
|----------------------------|--|
| S | = Stainless Steel; not noted on the (L)VRCGRN models |

| CHILLING CAPACITY | |
|--------------------------|------------------------------|
| 8 | = 8 GPH Refrigeration System |
| D | = Non-Refrigerated Single |
| DD | = Non-Refrigerated Two-Level |

| FROST RESISTANCE | |
|-------------------------|--|
| FR | = Optional Frost Resistant model (includes heater strip) |
| BL | = Does not include Frost Resistance |

| LOUVER SCREENS | |
|-----------------------|-----------------------------------|
| SC | = Includes Louver Screens |
| BL | = Louver Screens are not included |

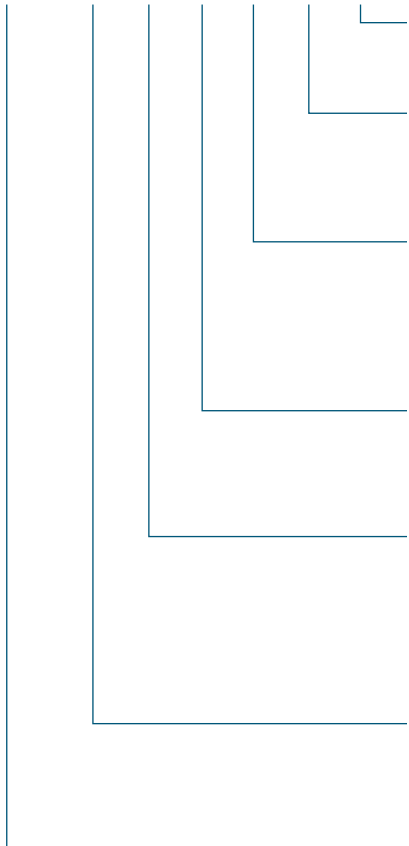
| CONFIGURATION | |
|----------------------|--|
| BL | = Single Unit |
| TL | = Two-Level Unit (Left-High/Right-Low) |
| TLR | = Reverse Two-Level Unit (Left-Low/Right-High) |

| FAMILY | |
|---------------|---|
| VRC | = Non-Filtered Vandal-Resistant / LVRVRCGRN = Filtered Vandal-Resistant |
| VRCGRN | = Non-Filtered Green (High-efficiency) / LVRVRCGRN = Filtered Green |
| VRCHD | = Non-Filtered Vandal-Resistant 14 Gauge / LVRVCHD = Filtered |

SWIRLFLO® AND SOFT SIDES® MODELS

SWIRLFLO® WATER COOLER MODELS

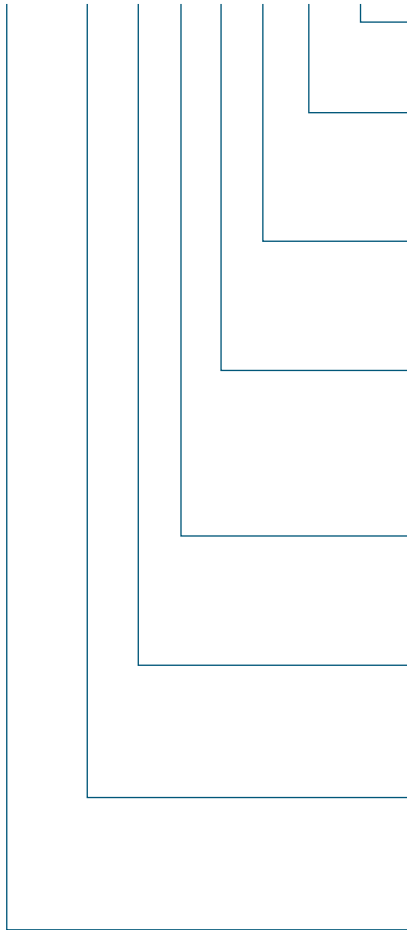
ERP B M V 28 2 RA K



| PACKAGING | |
|-------------------------|---|
| K | = Kit (Pick-to-order item - ships in multiple cartons) |
| TWO-LEVEL CONFIGURATION | |
| RA | = Reverse Two-Level (Left-Low/Right-High) |
| BL | = Standard Left-High/Right-Low |
| ELECTRICAL SYSTEM | |
| BL | = 115V/60Hz |
| 2 | = 220V/50Hz |
| 3 | = 220V/60Hz |
| CONFIGURATION | |
| 8 | = Single 8 GPH |
| 28 | = Two-Level 8 GPH |
| BUBBLER STYLE | |
| VR | = Optional Vandal-Resistant Bubbler (Except VRC models) Standard Bubbler (Vandal-Resistant on VRC/LVRC models; |
| BL | = StreamSaver™ Flexi-Guard® on GRN models; standard Flexi-Guard® on others) |
| MOUNTING | |
| M | = Mounting Frame Included |
| BL | = Mounting Frame Not Included - Pre-order Required |
| FAMILY | |
| ERP B | = Non-Filtered / LRPB = Filtered |
| ERP BGRN | = Non-Filtered Green (High-Efficiency) / LRPBGRN = Filtered Green |
| ENOB | = Non-Filtered Sensor-Activated |

SOFT SIDES® WATER COOLER MODELS

ERFB VR M 8 2 F RA K



PACKAGING

K = Kit (Pick-to-order item - ships in multiple cartons)

TWO-LEVEL CONFIGURATION

RA = Reverse Two-Level (Left-Low/Right-High)

BL = Standard Left-High/Right-Low

GLASS FILLER OPTION

F = Prepped for Glass Filler (Ordered Separately)

BL = Not Prepped for Glass Filler

ELECTRICAL SYSTEM

BL = 115V/60Hz

2 = 220V/50Hz

3 = 220V/60Hz

CONFIGURATION

8 = Single 8 GPH

28 = Two-Level 8 GPH

MOUNTING

M = Mounting Frame Included

BL = Mounting Frame Not Included - Pre-order Required

BUBBLER STYLE

VR = Optional Vandal-Resistant Bubbler

BL = Standard Flexi-Guard® Bubbler

FAMILY

ECRSP = Non-Filtered Slimline® / **LCRSP** = Filtered Slimline®

ERFP = Non-Filtered

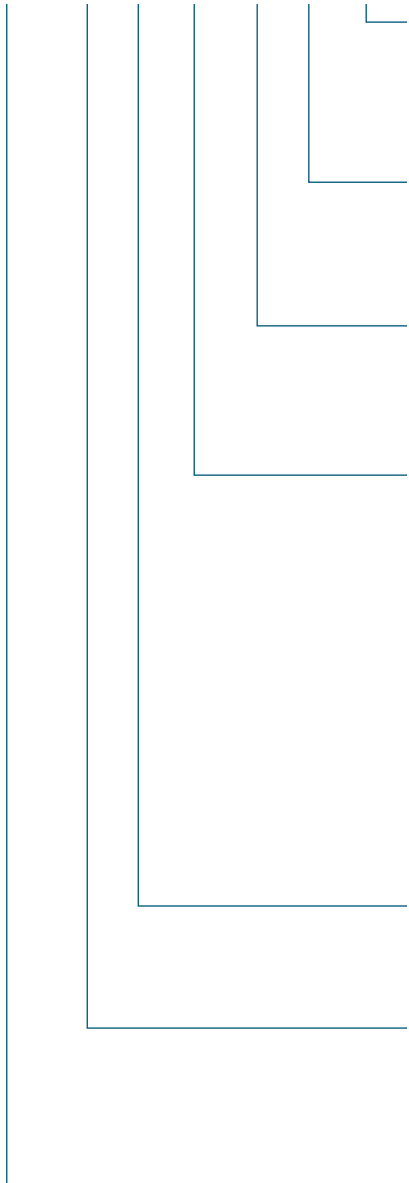
ERO = Non-Filtered Sensor-Activated

LNFE = Filtered Single

LNTE = Filtered Two-Level

SWIRLFLO® AND SOFT SIDES® FOUNTAIN MODELS

EDFPB M V 117 FP RA C



PACKAGING

- C** = Complete Fountain
- K** = Kit (Pick-to-order item - ships in multiple cartons) - Freeze Resistant models

TWO-LEVEL CONFIGURATION

- RA** = Reverse Two-Level (Left-Low/Right-High)
- BL** = Standard Left-High/Right-Low

FREEZE PROTECTION OR GLASS FILLER OPTION

- FP** = Freeze Protection
- F** = Prepped for Glass Filler (Ordered Separately)
- BL** = No option included

CONFIGURATION

- 114** = Single SwirlFlo® (EDFPB)
- 117** = Two-Level SwirlFlo® (EDFPB)
- 210** = Short (non-ADA) Single Soft Sides® (EDFP)
- 214** = Single Soft Sides® (EDFP)
- 217** = Two-Level Soft Sides® (EDFP)
- 314** = Single Slimline® Soft Sides (ECDFPW)
- 14** = Single Slimline® Soft Sides® 14 GA (EHWM)
- 17** = Two-Level Slimline® Soft Sides® 14 GA (EHWM)
- 214** = Single Soft Sides® 14 GA (EHW)
- 217** = Two-Level Soft Sides® 14 GA (EHW)

BUBBLER STYLE

- V/VR** = Optional Vandal-Resistant Bubbler (Except VRC models)
- BL** = Standard Flexi-Guard® Bubbler

MOUNTING

- M** = Surface Mounting Plate Included
- BL** = No Mounting Included - must purchase in-wall carrier separately except for EDFP210C, EDFP214, EDFPB114C and ECDFPW models

FAMILY


- EDFPB** = Non-Filtered SwirlFlo® / EDFPBW = Single with Backpanel
- EDFP** = Non-Filtered Soft Sides®
- ECDFPW** = Non-Filtered Slimline® Soft Sides®
- EHW** = Non-Filtered Soft Sides® 14 Gauge

NOTE: The Premium Composite models are indicated with an R such as EDFP214RC, EDFPVR217RFPK.

OUTDOOR FOUNTAINS

OUTDOOR TUBULAR FOUNTAINS (Standard ships in single carton, FR models in multiple)

4405 FRK RED



| FINISH | |
|------------|--------------|
| BGE | = Beige |
| BLK | = Black |
| BLU | = Blue |
| BRN | = Brown |
| EVG | = Evergreen |
| GRY | = Gray |
| ORN | = Orange |
| PUR | = Purple |
| RED | = Red |
| TER | = Terracotta |
| WHT | = White |
| YLW | = Yellow |

| OPTION | |
|-------------|--|
| BL | = Standard |
| DB | = Pet Fountain |
| FRK | = Freeze-Resistant ("K" indicates the complete model) |
| SFRK | = Sanitary Freeze-Resistant ("K" indicates the complete model) |

| MODEL | |
|--------------------|--|
| LK4400 | = Single Pedestal |
| LK4405 | = Single Wall-Mount ADA |
| LK4410 | = Single |
| LK4420 | = Dual ADA Pedestal 4430 = Triple ADA Pedestal |
| LK4460YHHB | = Yard Hydrant with Hose Bib |
| LK4461YHLHB | = Yard Hydrant with Locking Hose Bib |
| LK4470NLHB | = Non-Locking Hose Bib Accessory (replaces 97887C) |
| LK4471LHB | = Locking Hose Bib Accessory (replaces 97889C) |

STONE OUTDOOR FOUNTAINS (Standard ships in single carton, FR models in multiple)

LK4590 SFR (4590 FR FOUNTAIN)



| CONFIGURATION | |
|---------------|-----------------------------------|
| BL | = Standard model |
| FR | = Freeze-resistant model |
| SFR | = Sanitary Freeze-resistant model |

| CONFIGURATION | |
|---------------|-------------------------------|
| LK4590 | = Single ADA Pedestal Arm |
| LK4591 | = Single Pedestal (not ADA) |
| LK4592 | = Single Wall-Mount (not ADA) |
| LK4593 | = Single Wall-Mount ADA |
| LK4595 | = Dual ADA Pedestal |

LEGACY WALL & FLOOR MODELS

(Standard ships in single carton, K models (remote chiller) in 2 cartons)

EWTLA 8 L F 2 K
EWCA 8 T F 3YJO

PACKAGING

- K** = Kit (Pick-to-order item - ships in multiple cartons) - EWTLA/LWTLA models
- BL** = Singles will be blank; Two-Level: one-side replacement only

ELECTRICAL SYSTEM

- BL** = 115V/60Hz
- 2(Y/Z) (JO)** = 220V/50Hz
- 3(Y/Z) (JO)** = 220V/60Hz

OPTIONS

- F** = Prepped for Glass Filler (Ordered Separately) except EHfSA & ESWA
- F** = LK109A Glass Filler Included - EHfSA & ESWA models
- P** = Foot Pedal Activation
- K** = Backpanel Included
- BL** = Not Prepped for Glass Filler

COOLER PANEL FINISH

- L** = Light Gray Granite
- S** = Stainless Steel
- T** = Sandalwood

CHILLING CAPACITY

- | | |
|---|--|
| <ul style="list-style-type: none"> 3 = 3 GPH Refrigeration System 4 = 4 GPH Refrigeration System 5 = 5 GPH Refrigeration System 8 = 8 GPH Refrigeration System 10 = 10 GPH Refrigeration System | <ul style="list-style-type: none"> 14 = 14 GPH Refrigeration System 16 = 16 GPH Refrigeration System 20 = 20 GPH Refrigeration System D = Non-Refrigerated |
|---|--|


FAMILY

- EWA** = Non-Filtered Deluxe Wall Mount Single / LWAE = Filtered version
- EWTLA** = Non-Filtered Deluxe Wall Mount Two-Level / LWTLA = Filtered
- EWCA** = Non-Filtered Compact Wall Mount / LWCE = Filtered version
- HEW** = Non-Filtered Slant Front Compact Wall Mount
- ESWA** = Non-Filtered Simulated Semi-Recessed
- EHfSA** = Non-Filtered ADA Wall Mount / OHfA = Vandal-Resistant version
- FD700** = Non-Filtered Space-ette[®] Floor Mount / LFDE = Filtered version
- EFA** = Non-Filtered Deluxe Floor Mount / LFAE = Filtered version
- EFA** = Non-Filtered Deluxe Floor Mount Hot & Cold
- EFA** = Non-Filtered Deluxe Floor Mount Sensor-Activated
- EFW** = Non-Filtered Deluxe Floor Mount Water-Cooled
- EFWC** = Non-Filtered Deluxe Floor Mount Corrosion-Resistant
- EFY** = Non-Filtered Deluxe Floor Mount Hazardous Location

EZH20 LIV RESIDENTIAL AND COMMERCIAL

(Standard ships in single carton, K models (remote chiller) in 2 cartons)

LBWD 2 06 WH K



| PACKAGING | |
|--------------------|--|
| K | = Kit (Pick-to-order item - ships in multiple cartons) |
| C | = 1 Carton (without chiller) |
| FRONT GLASS FINISH | |
| WH | = Aspen White |
| BK | = Midnight |
| CHILLING CAPACITY | |
| 06 | = Single SwirlFlo [®] (EDFPB) |
| 00 | = Two-Level SwirlFlo [®] (EDFPB) |
| ELECTRICAL SYSTEM | |
| 2 | = 220V/50Hz |
| BL | = 115/60Hz |
| FAMILY | |
| LBWD | = Filtered Built-in Water Dispenser Residential |
| LBWDC | = Filtered In-wall Water Dispenser Commercial |



ASIA PACIFIC
asiapac.elkay.com
+65 6592 0130



EUROPE & AFRICA
europe.elkay.com
+971 4 428 5526



LATIN AMERICA
latam.elkay.com
+01 800 73 78 455



MIDDLE EAST
middleeast.elkay.com
+971 4 428 5526

ELKAY®